




# PRODUCT GUIDE

**Colibrative Heavy Industries (Pvt) Limited**

 042 37306501-3  
091 2586844

 info@colibrative.com  
info@chilpk.com

 www.colibrative.com  
www.chilpk.com

**Colibrative Heavy Industries (Pvt.) Ltd.**

*The Technology Carrier*



# MESSAGE FROM THE CHAIRMAN

Colibrative started in 1984 as a trading company. Today, we are the leading special purpose vehicle manufacturers in Pakistan. We continue to commit to providing the best equipment at affordable prices, with aftersales service second to none. CHIL is maintaining mobile workshops and facilities in numerous cities across the country to provide effective aftersales and training to customer operators, to attain best cost/delivery ratio. CHIL owes its success to our dedicated team working tirelessly for improvement of products and company, and also to our loyal customers, whom we continue to cherish. We hope to continue this success story and are excited to see how the future unfolds.

T. S. Khan  
Chairman, Colibrative Heavy Industries (Pvt.) Ltd.



# COMPANY HISTORY



In 1984, Colibrative started as a proprietary concern for trading purposes. Colibrative introduced new technology in Pakistan automobile industry, from ambulances, arm-rolls, cardiac ambulances, water bowsers, blood bank vans, 4x4 ambulances, compactors all the way down to efficient handcarts. Thus becoming pioneers of modern Solid Waste Management Systems in Pakistan and also one of the first companies that introduced modern rescue equipment in the country.

In 1987, Colibrative registered as a Private Limited firm, and began its engineering operation, with state of the art equipment for its valued customers including Pakistan Army and multiple municipalities. Beyond production, Colibrative started providing After-Sales Services to customers, creating lasting relations.

By 1996, Colibrative had decided to pursue a future in special purpose vehicles and added Liquid Waste Management Equipment to the constantly increasing product range. From the turn of the century, CHIL started providing bulk handling equipment to international firms operating in Pakistan. In 2012, Colibrative added Fire and Rescue Vehicles to the product range.

With precision engineering, high quality workmanship and on-time deliveries, CHIL quickly became the leading manufacturer and supplier to all Rescue 1122 and related departments in Pakistan.

By 2016, CHIL started introducing PLC based smart systems in their vehicles. To compliment this automation in vehicles, CHIL developed its Asset Management System. This allowed CHIL customers to consistently monitor the operations of their fleet, while also maintaining their inventory, thus ensuring that operations were never interrupted.

CHIL, to this day, continues on its core values of innovation and lasting customer relations. Colibrative has a dedicated Research and Development Department tasked with developing newer products and also introducing innovations in current product range. CHIL provides theoretical and hands-on training to the customer's operators and staff to make sure that the customer's fleet is able to hit the ground running. Colibrative also operates a country-wide network of facilities, while maintaining a heavy inventory, to make sure timely help can be provided. This makes sure that Colibrative Vehicles never stop operating; making Colibrative Heavy Industries (Pvt.) Ltd. an emblem of quality.



# FIRE FIGHTER



CHILFiRE Firefighting trucks are especially designed to cater for most demanding situation in firefighting operations, with capacities ranging from 1800 to 18,000 liters. These are extremely compact and versatile vehicles having excellent workmanship, performance and reliability. Our fire tenders are equipped with modern gadgets and multiple extinguishing agents like Water, Foam, DCP and CO<sub>2</sub>, our rescuers capabilities to combat all types of fire & related hazards. Our fire vehicles are designed in a way to achieve high level of customer's satisfaction.

MODEL	CHASSIS	GWS	CAPACITY (ltr.)
CHIL F 05	3-Wheeler		500
CHIL F 15	4x2	5 - 6	1,300 - 1,500
CHIL F 40	4x2	8 - 9	4,000
CHIL F 50	4x2	12-18	5,000
CHIL F 70	4x2	17-18	7,000
CHIL F 80	4x2	17 - 18	8,000
CHIL F 180	6x4	25 - 28	15,000 - 18,000



FIRE FIGHTER



# FIRE BOWSER



Optimized for firefighting, CHILFiRE Fire Bowsers can engage independently or provide complimentary support to an existing firefighting fleet, with a larger water carrying capacity. Fire Bowsers are the ideal partners that can transfer water to other fire fighters in real time during fire rescue operations or take individual actions using a mounted water monitor and hose lines.



MODEL	CHASSIS	GWS	CAPACITY(ltr.)
CHIL FWB 45	4x2	8 - 9	5,000
CHIL FWB 100	4x2	17 - 18	10,000
CHIL FWB 180	6x4	26 - 28	18,000 - 20,000



FIRE BOWSER



# RECOVERY VEHICLE



World class Civil Defense Departments require world class equipment. CHIL Recovery Vehicles are engineered to precision to be able to recover the heaviest of vehicles, from most difficult of situations. With capacity of up to 40 tons in its winch, this vehicle can literally pick up a prime mover vertically! With Pakistan's Rescue Departments adding CHIL Recovery Vehicles to their fleets, they are ready to provide world class rescue services as Pakistan gears up for massive transportation and trade operations under larger than ever public projects.



MODEL	CHASSIS	GVW	CRANE
CHIL REC 09	4x2	8 - 9	No
CHIL REC 18	4x2	17 - 18	Yes
CHIL REC 28	6x4	25 - 28	Yes



RECOVERY VEHICLE



# WATERBORNE RESCUE VEHICLE

With flooding becoming a perennial problem, CHIL has engineered Water Borne Rescue Vehicle. Equipped with all tools required for rescue services in water bodies including fiberglass and inflatable boats, the vehicle is smartly finished in aluminum checkered sheet. The Aluminum shutters allow for easy and quick access to equipment, while the elegantly designed lower cabinet doors provide a footing to increase the rescuers' reach and provide resting benches in the harshest of conditions.



MODEL	CHASSIS	GVW
CHIL DMW 09	4x2	8 - 9
CHIL DWM 18	4x2	17 - 18





# RESCUE VEHICLE



Colibrative Heavy Industries is providing Rescue Departments across the country with this ultimate Disaster Management solution. This vehicle is able to carry everything that rescuers need in any emergency situation. The companion in the toughest of times, this vehicle can handle any situation from drowning to towing, and is able to perform rescue operations solo or can be a powerful support vehicle for a rescue fleet.



MODEL	CHASSIS	GVW
CHIL DMR 09	4x2	8 - 9



RESCUE VEHICLE



# SNORKEL



Snorkels are the next iteration in firefighting solutions. CHIL, true to their tradition of bringing latest technology to our customers, provides Snorkels. With the increasing number of skyscrapers appearing, Snorkels are becoming a must-have for Pakistani Civil Defense and Rescue Departments. With Snorkels in their fleets, Rescue Services can provide safety to citizens at whooping heights.



MODEL	CHASSIS	GVW	HEIGHT (m)
CHIL ALS 16	4x2	17 - 18	16
CHIL ALS 18	4x2	17 - 18	18
CHIL ALS 32	6x2	25 - 28	32



SNORKEL



# AMBULANCE



With custom built bodies, CHIL Ambulance provides an unprecedented level of customization, so that your ambulance is tailor-made for your requirements. Spacious build and an efficient space-management system allows more equipment to be installed and better Patient Care on the road. With the ability to carry more equipment, CHIL Ambulance is revolutionizing health care in Pakistan.

MODEL	CHASSIS
CHIL DU 71	DUTRO junior
CHIL DU 09	Dutro
CHIL HIC 45	Hiace
CHIL UR 45	Urvan
CHIL VI 45	Pickup 4x4



AMBULANCE



# EMERGENCY RESPONSE VEHICLE



The pioneers of ambulances in Pakistan, Colibrative, present to you the state of the art emergency response vehicle: CHIL ERV (Emergency Response Vehicle). With the adaptability to be used in most diverse of circumstances: this ERV can be converted to an Ambulance, a Cardiac Care Unit, a Blood Bank Vehicle, a Mortuary Vehicle, a Mobile Hospital and so much more. Mountable on multiple chassis configurations (4x4, 4x2, 6x4, 6x6, etc.) this solution is high power, more durable, more robust, speedier and able to deliver no matter the conditions. With spacious build, the ERV is able to deliver a better emergency care, with that extra touch of comfort.



MODEL	CHASSIS	GVW
CHIL ERV 01	4x2	5 - 7
CHIL ERV 02	4x2	8 - 9

EMERGENCY RESPONSE VEHICLE



# MORTUARY VEHICLE



Specialized super-structure for comfortable transport of corpse along with 12-15 people. CHIL Mortuary Vehicle provides two-fold advantage: it frees up the ambulances of the community for medical emergencies while simultaneously providing a safe and comfortable arrangement for funeral. With specialized bed for the corpse and a spacious room with separate air-conditioning system, the CHIL Mortuary Vehicle is perfect solution for inter- and intra-city funerals.



MODEL	CHASSIS	GVW
CHIL ERVM 02	4x2	8 - 9



MORTUARY VEHICLE



# AERIAL PLATFORM



CHIL Aerial Platforms have elevating booms mounted on a road-going vehicle – either a trucker or a trailer. Aerial platform gives ease of operation, user friendly working conditions for working on heights.



MODEL	CHASSIS	GVW	WORKING HEIGHT (ft.)
CHIL AP 35	4x2	5 - 7	35
CHIL AP 45	4x2	8 - 9	45
CHIL AP 50	4x2	8 - 9	50



AERIAL PLATFORM



# COMPACTOR



Garbage Compactor is a high efficiency vehicle to collect, compact, transport and discharge solid waste refuse ranging from ordinary to large compactable refuses. Compactor is ideally suited for both door-to-door collections and collection of refuse at fixed points in containers.



MODEL	CHASSIS	GVW	HEIGHT (m)
CHIL COMP 04	4x2	7 - 8	4
CHIL COMP 05	4x2	8 - 9	7 - 8
CHIL COMP 08	4x2	14 - 16	10
CHIL COMP 18	4x2	17 - 18	13
CHIL COMP 22	6x4	26 - 28	18



COMPACTOR



# ARM ROLL



Roll on / Roll off truck is latest generation of detachable body trucks, best suited for bulk & heavy material handling and is preferred by solid waste & scrap operators and managers. The use of detachable body containers, results in efficient and reliable working of waste disposal system.



MODEL	CHASSIS	GVW	CAPACITY (m <sup>3</sup> )
CHIL AR 04	4x2	5 - 7	2 - 3
CHIL AR 51	4x2	8 - 9	5 - 6
CHIL AR 09	4x2	14 - 16	9 - 10
CHIL AR 12	4x2	18	12 - 13
CHIL AR 18	6x4	25 - 28	18 - 22



ARM ROLL



# MULTI LOADER



Multi-Skip Loader truck is a detachable body container truck. It is used worldwide in handling of bulk cargo, construction waste and solid waste. The ease of operations and maintenance has made this equipment as number one choice for operators.



MODEL	CHASSIS	GVW	CAPACITY (m <sup>3</sup> )
CHIL ML M	4x2	1.2	1
CHIL ML 05	4x2	5 - 7	3 - 4
CHIL ML 07	4x2	8 - 9	5 - 7
CHIL ML 10	4x2	14 - 16	9 - 10
CHIL ML 18	4x2	17 - 18	12 - 13
CHIL ML 28	6x4	26 - 28	16 - 18



MULTI LOADER



# STATIONARY COMPACTOR



PLC controlled, completely automated and remotely monitored, CHIL Stationary Compactor is the latest addition to CHIL Waste Management Solutions. Complete with web based Customized Communication Protocols, CHIL Stationary Compactors provide remote access and live monitoring mechanism which helps in making the most efficient waste collection operations. Used along with CHIL Arm-Roll Trucks, CHIL Stationary Compactor provides a smart, compact and stylish waste collection points, especially near those high rise malls and buildings. Increasing the amount of waste that is transported in a single trip of Arm-Roll, CHIL Stationary Compactor is making day-to-day waste collection more economical.

MODEL	CAPACITY (m <sup>3</sup> )
CHIL SC 10	10



STATIONARY COMPACTOR







# WATER BOWSER

With CHIL Water Bowsers, transport water across immense distances for all purposes including human consumption, irrigation, cleaning, sprinkling and fire services. Offering multiple solutions for all your water filling and water dispatching needs in a single product and with customized CHIL Operating Accessories water bowser can have infinite scope of working and water handling.

MODEL	CHASSIS	GVW	CAPACITY (ltr.)
CHIL WWB M	4x2	1.2	500
CHIL WWB 25	4x2	5 - 7	2,000 - 2,500
CHIL WWB 45	4x2	8 - 9	4,000 - 5,000
CHIL WWB 100	4x2	17 - 18	10,000
CHIL WWB 180	6x4	25 - 28	18,000 - 20,000



WATER BOWSER





# FUEL BOWSER



Safe fuel transportation is a must for both the economy and people of every country. CHIL provides their Fuel Bowser range with the added advantage of CHIL Warrantee and After-Sales Backup. Made along the lines of global standards, CHIL Fuel Bowsers provide that extra edge in safety, comfort and style. Engineered to cater to tough traffic conditions of Pakistani Highways, CHIL Fuel Bowsers make sure that our customers never have to compromise over anything.

MODEL	CHASSIS	GVW	CAPACITY (ltr.)
CHIL FBOW 10	4x2	17 - 18	10,000
CHIL FBOW 18	6x4	25 - 28	18,000 - 20,000

FUEL BOWSER



# ROAD WASHER



CHIL Road Washer provides a safe and simple solution to washing needs of city roads. Road Washer includes high pressure front and side water jets, for cleaning both roads and sidewalks. With selection switches provided in driver cabin, CHIL Road Washers provide an efficient road washing mechanism, wasting no water or time to switch between road/sidewalk cleaning. CHIL Road Washer includes water sprinkling system to settle dust on road. Onboard high pressure hose reel and water gun helps with maximum approach to ensure that no corner or nook remains unwashed.

MODEL	CHASSIS	GVW	CAPACITY (ltr.)
CHIL HSRW 5	4x2	8 - 9	5,000
CHIL HSRW 10	4x2	17 - 18	10,000
CHIL HSRW 18	6x4	25 - 28	18,000 - 20,000



ROAD WASHER




# DUMPER



COLIBRATIVE has wide range of dump trucks / trailers with both types of lifting mechanism, front type and under deck type for 5 ton GVW to 28 ton GVW vehicles.



MODEL	CHASSIS	GVW
CHIL DUMP 521	4x2	5 - 7
CHIL DUMP 551	4x2	8 - 9
CHIL DUMP 671	4x2	15 - 16
CHIL DUMP 681	4x2	17 - 18
CHIL DUMP 721	6x2	23 - 25
CHIL DUMP 731	6x2	25 - 26
CHIL DUMP 741	6x4	25 - 28



DUMPER



# MINI TIPPER



Mini Tipper, a CHIL original design, is a high point dumping rear tipper and is designed to be a part of primary waste collection system. The tipper is designed to dump the waste directly in to the road side containers, Garbage Compactors, mini transfer stations or dump sites. This mini dumper is designed to complete operation in single action. Two hydraulic stabilizers are provided to cater for uneven roads. Design is maintenance friendly and allows sanitary workers to directly load garbage in to it. Open or Closed types are available as per customer requirements. The design is ideal for door to door collection and collecting road side spillage. Mini tipper's low turning radius makes it best suited for operations on small roads and congested areas.

MODEL	CHASSIS	GVW	CAPACITY (m <sup>3</sup> )
CHIL MDUM 150	4x2	1.2	1.5
CHIL MDUM 250	4x2	3 - 5	2.5







# THREE WHEEL RIKSHAW TIPPER



When budget meets requirements. CHIL Rickshaw Tipper are the most economical solution for transport of bulk material and waste materials. A CHIL original design, the Rickshaw Tipper is fast becoming a favorite for waste management. Effective door-to-door collector, with the ability to dump into CHIL Waste Containers and CHIL Compactors, this machine is able to navigate through tightest of corners and worst of road conditions for a cleaner city and a better environment.

MODEL	CHASSIS	CAPACITY (m <sup>3</sup> )
CHIL TIP 050	3 Wheeler	0.5



THREE WHEEL RIKSHAW TIPPER



# MECHANICAL SWEEPER



CHIL Tractor Towed Mechanical Sweeper is a classic road cleaning solution. With Three Brush Cleaning Mechanism made of nylon and metallic wires, the Mechanical Sweeper cleans the roads with worst crevices, inflicting no damage to road surface while providing extra tough cleaning. Aided with water sprinklers, CHIL Mechanical Sweepers make sure that there is no dust flying around, making it a comfortable machine to be used even while the road is being used by commuters. CHIL Mechanical Sweepers are consistently employed by waste managers and municipal authorities all over the country to improve the general outlook of roads. Tested and tried, CHIL Mechanical Sweepers have stood the test of time.

MODEL	CHASSIS	CAPACITY (ltr.)
CHIL MS 1000	Tractor Towed	1000
CHIL MS 1200	Tractor Towed	1200



MECHANICAL SWEEPER



# VACUUM SWEEPER



Truck based solution for quick road sweeping, higher fuel efficiency and longer roads. CHIL Vacuum Sweepers include a total of four, including two extendable brushes with sprinkling system to increase reach and effectiveness of operation. Accompanied with water shower system in the container, the CHIL Vacuum Sweepers are perfectly suited to handle the fine dust with zero residue in air and on ground.



MODEL	CHASSIS	GVW	CAPACITY (m <sup>3</sup> )
CHIL VS 45	4x2	5 - 7	4
CHIL VS 70	4x2	8 - 9	6
CHIL VS 130	4x2	17 - 18	12



VACUUM SWEEPER



# DESILTING MACHINE



CHL Desilting Machine is an original CHL Design, specifically engineered to cater Pakistan's need of cleaning deep manholes. The vehicle is able to go up to 50 feet deep and operate in manholes with diameters as small as 1.5 feet. This allows for a quick and effective solution to sewer blockages under the most hazardous conditions, providing a comfortable and healthy life for citizens of the locality.

MODEL	CHASSIS	GVW
CHILL SDS 035	4x2	1.2



DESILTING MACHINE



# COMBINED SUCTION & JETTING UNIT



Combine Suction & Jetting Unit is designed to clean and clear sewerage lines by means of a power full vacuum suction & water jet. The system is designed to suck all water plus mud from sewer manhole and jetting nozzle is designed to move in sewerage pipe to clean it and clear any blockage. Mounted on single chassis Combined Suction and Jetting Machine provides economical and complete solution for sewerage and drain maintenance.



MODEL	CHASSIS	GVW	SUCTION CAPACITY (ltr.)	JETTING CAPACITY (ltr.)
CHIL CSJ 09	4x2	8 - 9	4,000	2,200 - 2,500
CHIL CSJ 18	4x2	17 - 18	6,000	3,000



COMBINED SUCTION & JETTING UNIT



# JETTING VEHICLE

High pressure water jetting truck is used for clearing the blocked sewer lines and also for routine maintenance and scraping of sewer system. The power of high pressure water jetting has proved its worth in sewer line clearing.

MODEL	CHASSIS	GVW	CAPACITY (ltr.)	OPERATION TYPE
CHIL H 04	4x2	8 - 9	4,000	PTO/ Aux.Eng.
CHIL H 122	4x2	17 - 18	9,000	PTO/ Aux.Eng.
CHIL H 224	6x2	25 - 26	13,000	PTO/ Aux.Eng.
CHIL H 284	6x4	27 - 28	15,000	PTO/ Aux.Eng.





# SUCTION VEHICLE



CHIL Suction Truck is designed to collect, by suction, and transfer waste/rain water, sewage and sludge to final disposal point.

MODEL	CHASSIS	GVW	CAPACITY (ltr.)	OPERATION TYPE
CHIL G 04	4x2	8 - 9	4,000	PTO/ Aux.Eng.
CHIL G 12	4x2	17 - 18	9,000	PTO/ Aux.Eng.
CHIL G 24	6x2	25 - 26	13,000	PTO/ Aux.Eng.
CHIL G 28	6x4	27 - 28	15,000	PTO/ Aux.Eng.



SUCTION VEHICLE



# HAND CARTS



CHIL Hand Carts are an innovative original design of Colibrative Heavy Industries to improve and optimize the efforts by garbage collectors. Designed for easy handling, the CHIL Hand Carts maximize garbage collection by each individual, thus making garbage collection more economical. Easy tipping, easy handling and increased mechanical advantage allows comfort for the hard working labor. CHIL Hand Carts are effective and financially feasible solution for door-to-door garbage collection.




MODEL	CAPACITY (m <sup>3</sup> )
CHIL HC TIP	0.4





# ASSET, INVENTORY & FLEET MANAGEMENT





## Inventory Managemnet

Sign in to start your session


User Name

Password

**Choose the apporiate Zone**

Headquater    Sukkur    Khairpur Mir  
 Shikarpur    Larkana    Rohri  
 Ghotki    Jacobabad    Lahore

[Forgot your password?](#)



© 2017 - Colibrative Web and IT team

The “Asset, Inventory and Fleet Management” is a web-based application that provides the client with the capabilities to manage their inventory and maintain the fleet. This allows not only the user to maintain their inventory but also allows them to make procurements, and requisitions while being able to maintain the vehicles in various regions.

The collage displays various screenshots of the application's interface, including:

- Driver Registration Form:** A form with fields for Employee ID, Vehicle Register, Name, Phone No., City, and Web View.
- Product Registration Form:** A form for adding new products with fields for Product Name, Quantity, Price, and other details.
- Maintenance Schedule:** A table listing various maintenance tasks and their due dates, such as "Over All Due Date" (2017-03-15), "Air Filters Change" (2018-03-6), "Full Brake Check" (2018-03-6), "Brake Fluid Change" (2017-06-6), "Oil and Filter Change" (2017-06-6), "Battery Fluid Check" (2017-06-6), "Transmission Fluid" (2017-06-6), "Coolant Check" (2017-06-6), and "Tire Check" (2017-06-6).
- System Architecture Diagram:** A diagram showing the flow from Users through a Firewall to a Front End Web Server, which connects to a Database.



# TRAININGS

Training is corner stone of COLIBRATIVE's product care. We provide not only training in class rooms but also on field operational training. Trainings cover all operational and maintenance aspects of each product delivered



# AFTER SALES

Our standard warranty, of a period of 12 months form the date of delivery, covers all products and systems manufactured by COLIBRATIVE including our hydraulic and electrical systems. We extend, as agents of original manufacturers, OEM standard warranty for all imported and chassis parts. After sales remains the foundation of long-term trust we develop with our customers. Our competent, round the clock, after sale service team, with its country wide network, caters to all your needs in a professional manner and resonates our aim of customer satisfaction with all its actions.







## **Colibrative Heavy Industries (Pvt) Limited**

### **Lahore Office:**

Chowk Al-Saeed, Sagian Bypass Road, Shahdara

Kot Abdul Malik, Lahore.

### **Peshawar Office:**

Landi Arbab, PAF Canal Chowk Ring Road, Peshawar.